



Welcome to Slips, Trips & Falls Safety Training



S/T/F AGENDA

- Why be concerned?
- Housekeeping
- Never let your feet step where your eyes have not been first
- Walking Surfaces
- Footwear
- Ladders
- Material Access Platforms
- Stairs
- Questions & Learning Assessment

Why be concerned?

- According to the U. S. Department of Labor, slips, trips, and falls constitute over 50 % of general industry mishaps
- Slips, trips & falls cause 15% of all accidental deaths, second only to motor vehicles as a cause of fatalities
- Report any unsafe conditions to your supervisor

Housekeeping

- Workplaces must be kept clean, orderly, and sanitary
- Floors must be kept as clean and dry as possible
- Report hazards to your supervisor



Housekeeping - Sustainability

- **Be Responsible** – each volunteer is responsible for cleaning up after him/herself
- **Plan Ahead** – Know what needs to be done, who is going to do it, and what the work area should look like when you are done

Walk-Through – Supervisors should conduct inspections to recognize areas needing attention and discuss at staff meetings

Simple Rule...

“Never let your feet step where your eyes have not been first”



Environment

As a pedestrian, we tend to be unsafe in the most unsafe environments

- When it is raining, we run to not get wet
- When it is cold & icy, we run to stay warm
- When there is a hazard in our path, we step on, climb on, or jump over it



What should you do??

Environment

- Slow down & take small steps to keep your center of balance and never run on icy ground
- Keep both hands free for balance, rather than in your pockets
- Use handrails from start to finish
- Avoid carrying loads on stairways, or carry loads that you can see over
- Keep your eyes on where you are going
- Step – do not jump from vehicles and equipment

Aisles & Passageways

- Keep aisles and passageways clear and move obstructions that could create a hazard
- No extension cords, hangers, broom handles, pallets in aisle ways
- Stay within marked permanent aisles and passageways



Floor Openings & Guardrails

- Covers & grating protect partners from the hazards of:
 - Open pits, tanks, vats, manholes
- Guardrails and toe boards protect partners from hazards in/on:
 - Elevated work platforms
 - Mezzanines
 - Objects falling from above
- Safety chains must always be in place at dock doors when not blocked by a truck or trailer!

Hazardous Surfaces

- Report spills immediately
- Maintain floors in a dry, clean state as much as possible
- Use “Wet Floor” signs where floors are wet
- Be prepared for snow / icy weather with snow removal equipment, salt, sand & designated snow removal assignments each shift
- Anti-skid tape applied to route truck floors and steps & floor surfaces that may be glossy or slippery



Parking Lots & Restrooms

- Use caution & observe parking lots and sidewalks for cracks, separation, potholes, oily spots
- Use extra caution during inclement weather
- Report wet floors or leaking fixtures in restrooms

Footwear

- Slip resistant shoes/boots reduce possible slip injuries
- Keep your footwear in good condition – if not replace
 - Soles not worn smooth; no holes, tears, separation from uppers
- Wear appropriate footwear for conditions
 - When working in other departments, you must wear the footwear required for that environment.
 - Appropriate footwear for inclement weather conditions.
- Rubber boots or overshoes – protect against water, mud, oil, grease and chemicals

Ladder Requirements

- Ladders are only used by authorized partners
- Must be kept in a safe condition
- Keep the area around the top and bottom of a ladder clear
- Keep ladders free from slipping hazards (rungs clean of dirt, oil, paint)
- Ladder feet must be placed on level, firm surfaces before using

Top Step & Cross Bracing

Do not use the top, or top stepladder as a step



Example, a ladder with rear rungs designed for use

Climbing a Ladder

- Keep at least 3 points of contact at all times when climbing up or down a ladder
 - One hand, two feet
 - Two hands, one foot
- Face the ladder when going up or down
- Do not carry any objects or load that could cause you to lose balance
- Do not use ladders on slippery surfaces unless secured or provided with slip-resistant feet

Ladder Inspection & Storage


- A competent person must inspect ladders
- If a defective ladder is found, immediately mark it defective or tag it "Do Not Use"
- Withdraw defective ladders from service until repaired
- Ladders must be numbered, inspected & documented monthly
- All ladders must be stored & secured properly when not in use

Material Access Platforms

- Material Access Platform is used for overhead garment storage
- The area *within the toe plate* is the working area
- Keep the fall protection free from debris

- T
- f
- D
- f
- v

Fall Protection



Toe Plate in yellow

Material Access Platforms

- NEVER walk beyond the toe plate onto the fall protection!
- ALWAYS use personal fall protection equipment when working on elevated platforms that do not have guardrails or other fall protection measures provided
- NEVER store anything on the steel mesh of the fall protection system



Stairs

- Keep at least 3 points of contact at all times when going up or down stairs
- Use the handrails
- No storage on stairs
- Stairs should be kept clean & free from slip hazards (water, oil, ice, snow)



Summary

- Slips, trips, and falls constitute the majority of general industry accidents
- Daily housekeeping is important to work safely
- Keep required footwear in good condition
- Ladders are only used by authorized partners
- Report any unsafe conditions to your supervisor
- *“Never let your feet step where your eyes have not been first”*

The image features a green background on the left side, which transitions into a white area on the right. A large white rounded rectangle is positioned in the upper left. A dark blue horizontal bar with rounded ends is located at the bottom of the page.

Questions & Learning Assessment

Thank You!

SAFETY IS NO ACCIDENT!

